



finPOWER Connect Version 6.00

Basic Installation Guide

Version 1.00

15th April 2025



Contents

Contents	2
Disclaimer	2
Revision History	2
Overview	2
Installation	3
32-bit Support and MS Access Databases	10



Disclaimer

This document is a guide only. It is not intended to be definitive and should not be used in place of legal advice.

All information contained in this document is provided "as is" without warranty of any kind, and Intersoft accepts no liability for any decisions made on the basis of this information. This document contains information that may be subject to change at any stage.

It is your responsibility to make sure the information in this document is fit for purpose and you should seek independent professional advice where necessary.

This document is correct as at time of writing, but subsequent legislative changes may affect the relevance of the contents.



Revision History

Date	Version	By	Details
15/04/2025	1.00	AC	Created



Overview

Version 6.00 brings a Technology update to finPOWER Connect, transitioning from **.NET Framework** to **.NET 9**, aligning with Microsoft's future technology direction.

.NET 9 introduces Roslyn as the compiler for Scripts including Summary pages and HTML Widgets offering advantages over the previous framework.

No database upgrade is necessary, ensuring continued compatibility with Version 4.01 databases.

However, if you upgrade from version 4.00 to version 6.00.00, you will create a version 6 database with no option to roll back. It is better that you upgrade to version 4.01 and then open the database in Version 6.00.00.

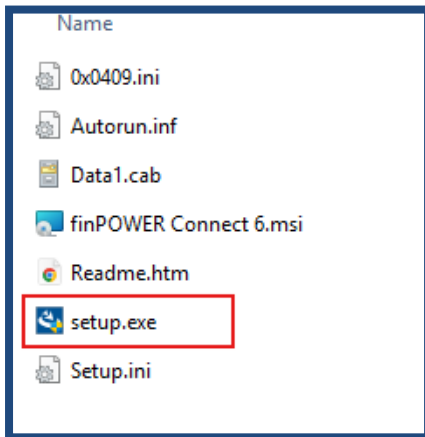
Please note: it is **NOT** recommended to run finPOWER Connect in 32-bit mode for Version 6.00.00. For further information please see **32-bit Support and MS Access Databases** section on page 9.



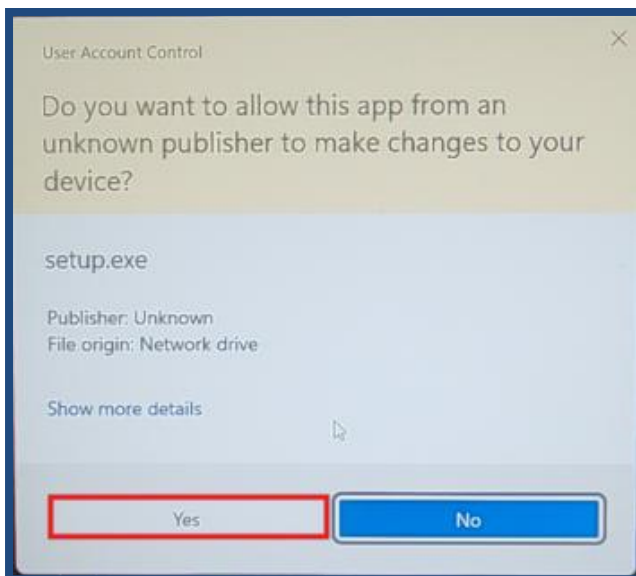
Installation

Installing finPOWER Connect Version 6.00.00 requires additional steps beyond the standard installation process. The process is outlined in the steps below.

1. In your downloaded finPOWER Connect installation folder, double click on **setup.exe**.



2. A screen will appear, prompting you to allow the app to make changes. Click **Yes**.

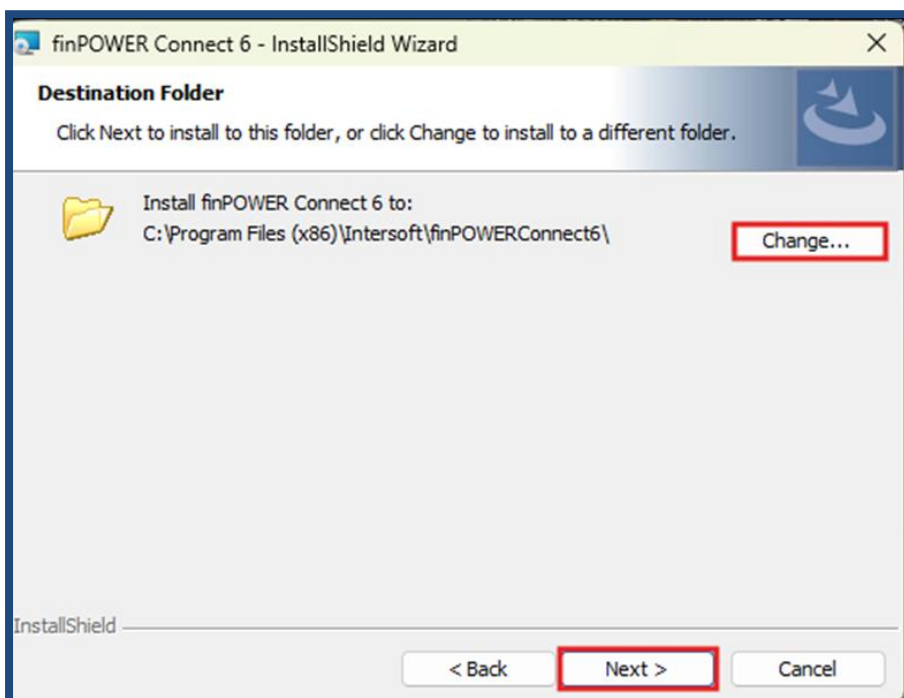


3. The InstallShield Wizard will appear; click **Next**.

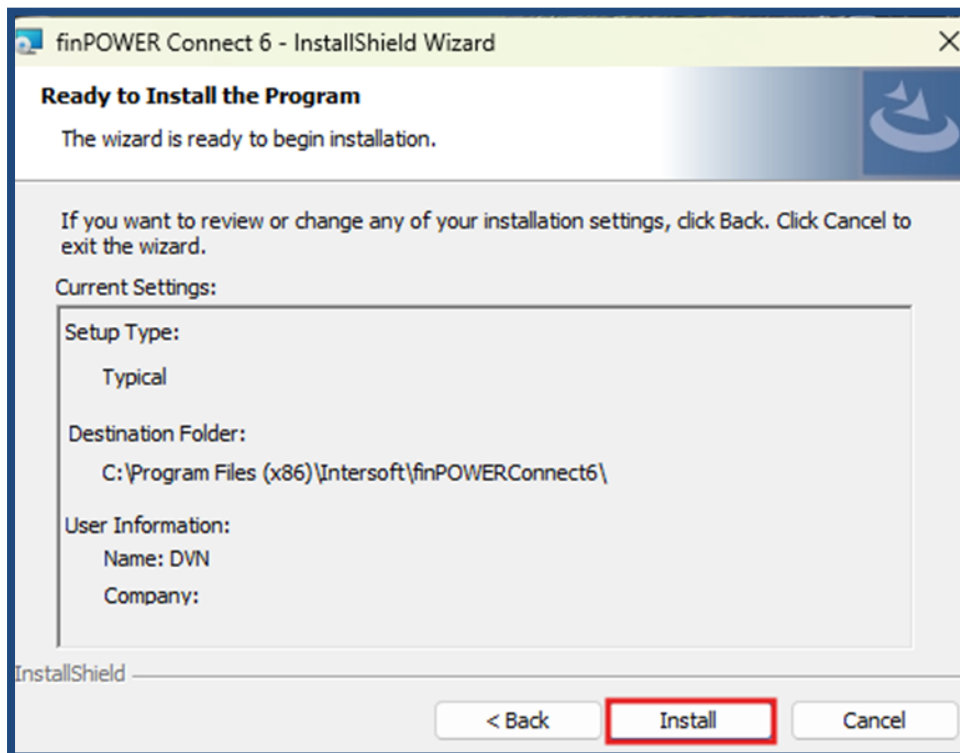


4. Choose where you would like to install the finPOWER Connect file to, by clicking the **Change** button if necessary.

Click **Next**.



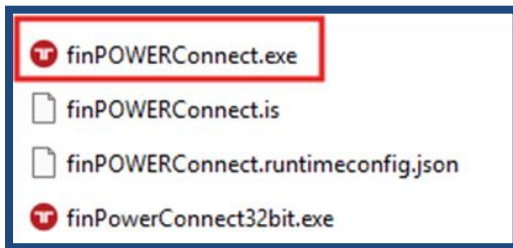
Click **Install**.



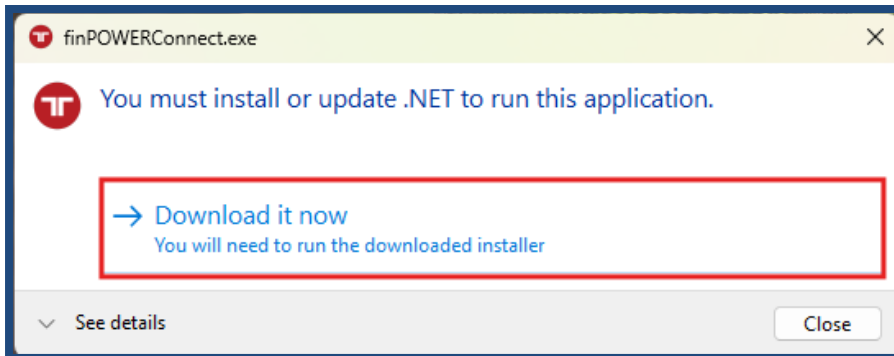
Click **Finish**.



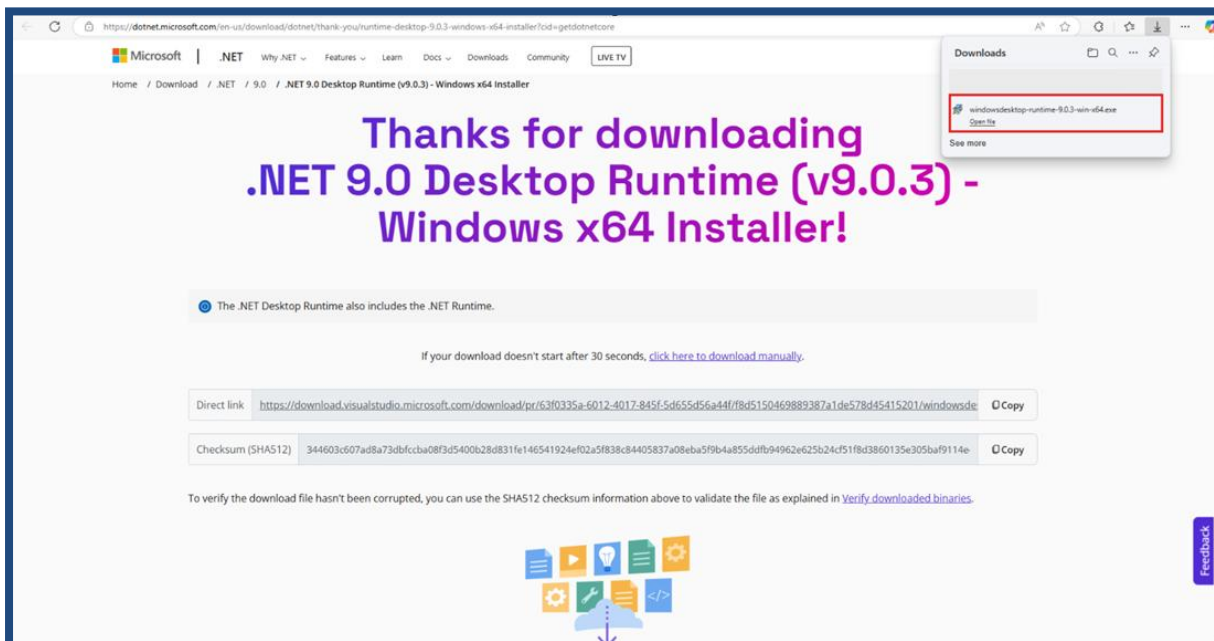
5. Go the file download location and click on the **finPOWERConnect.exe** icon, as per the screenshot below.



6. You will be prompted to install or update .NET. Click on **Download it now**.

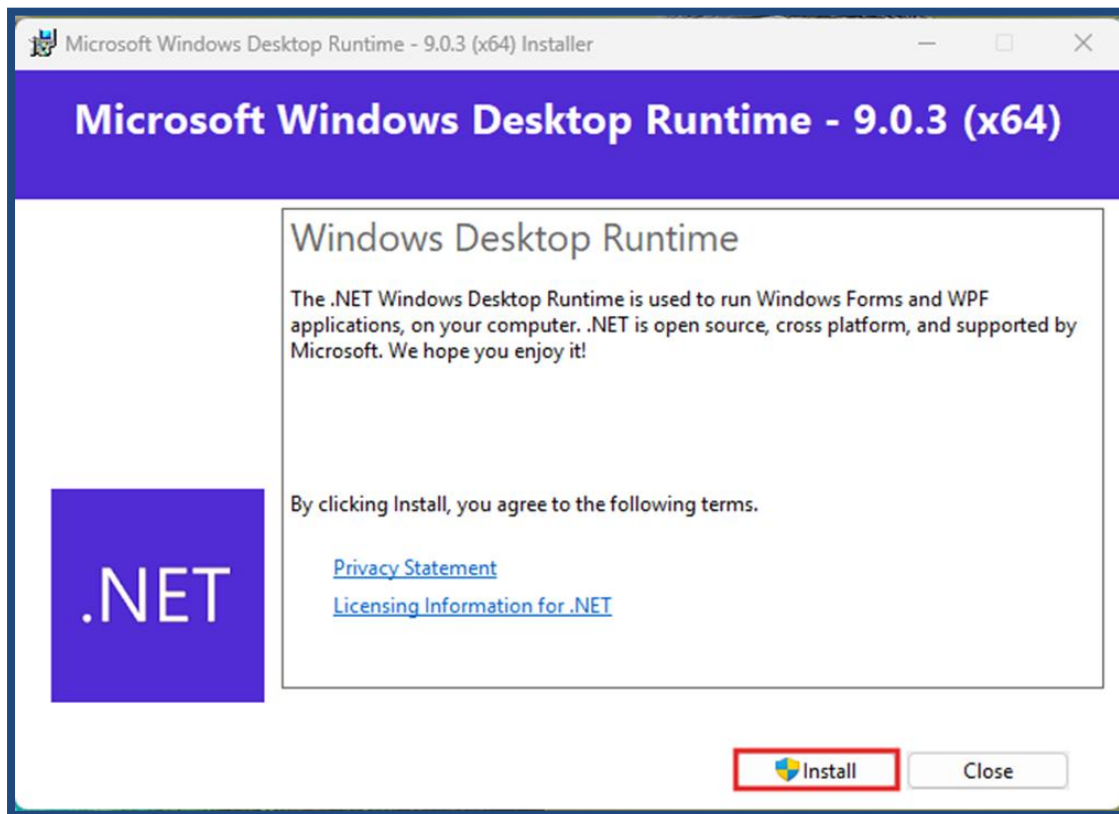


7. The **.NET Desktop Runtime** file will now download. Open the installation wizard by either clicking on the file on the top right of the download screen, or via your downloads folder.

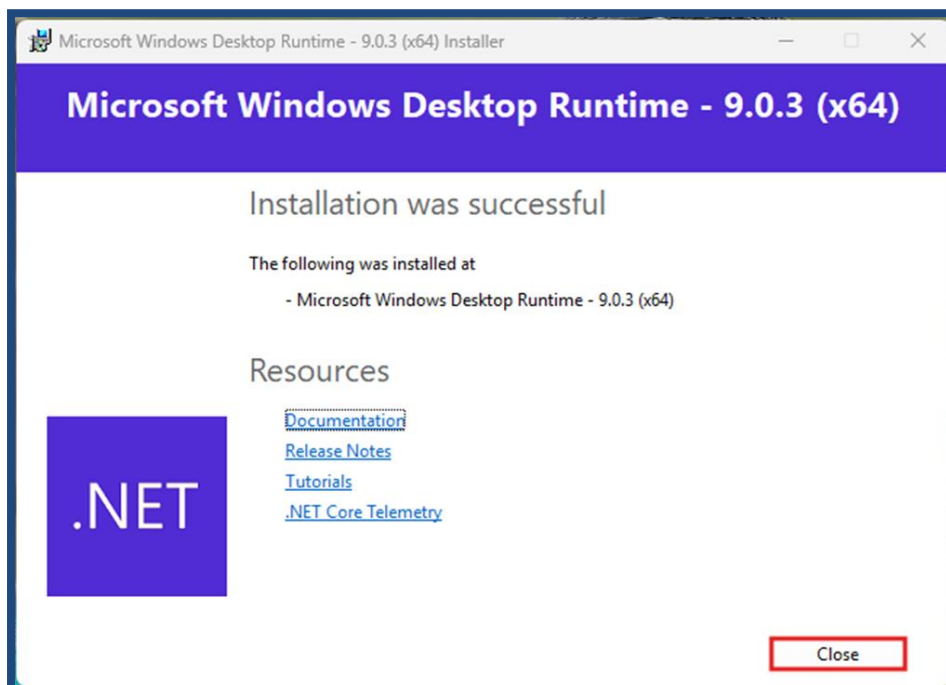


Please Note: the .NET 9.0 version may differ from the screenshot above e.g., 9.0.4

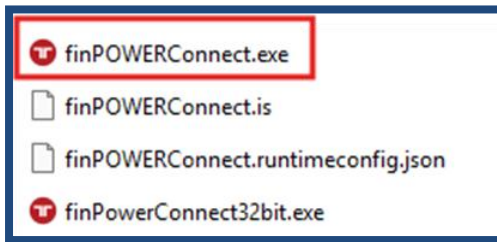
8. When the Install window opens, click **Install**, then **Yes** when prompted.



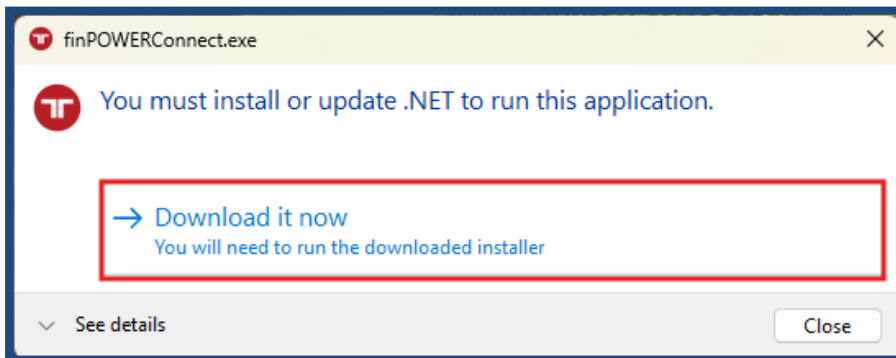
9. Once this has finished installing click **Close**.



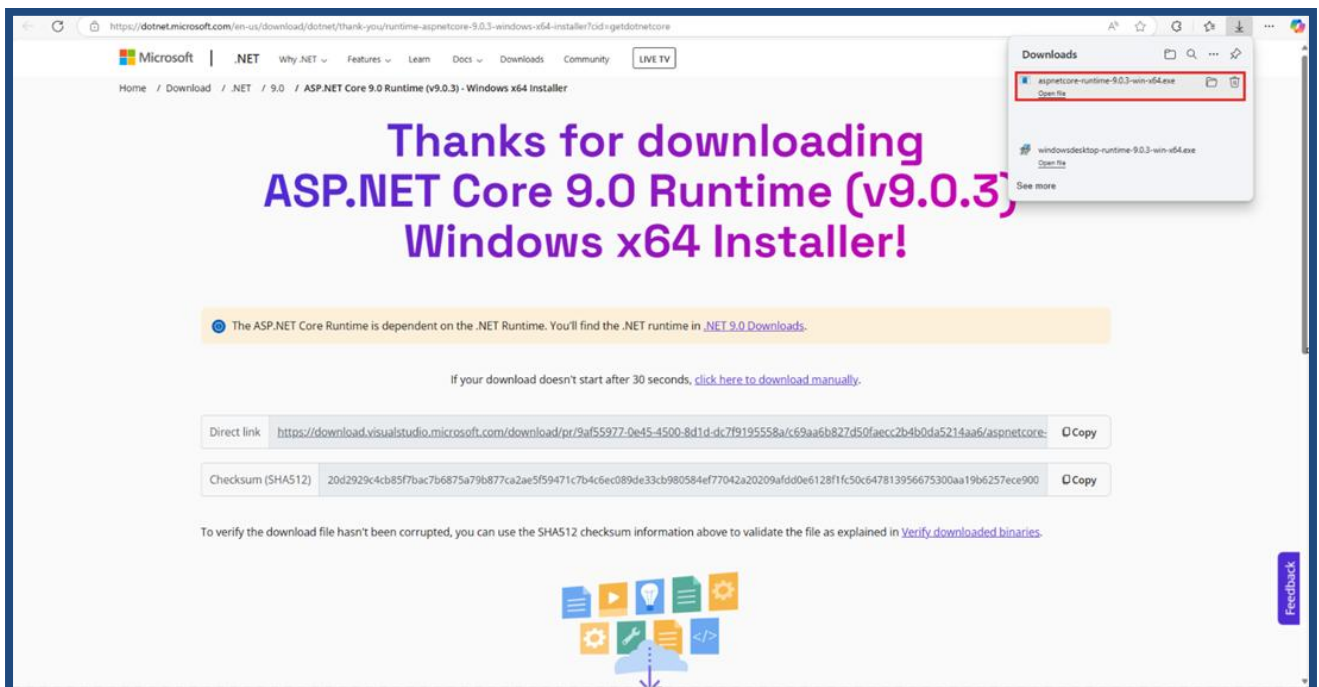
10. Go back to the file download location and double click on the **finPOWERConnect.exe** icon again.



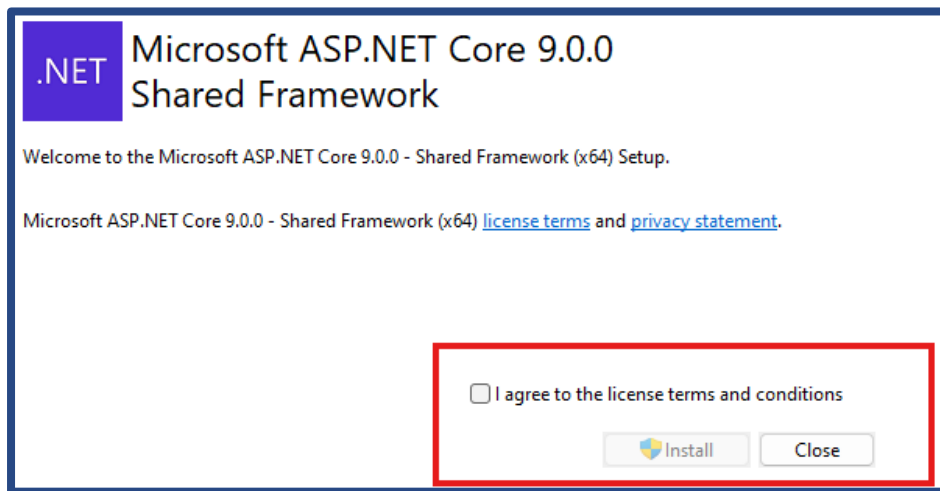
11. This time you will be prompted to install ASP.NET CORE and then follow steps 6-10 once more.



Although it looks similar, this time you will be installing the **ASP.NET Core Runtime**.



Additionally, you will need to click to accept the Terms and Conditions on the screen.



Once ticked click **Install**.

12. You will now be able to open and access finPOWER Connect Version 6.00.00



32-bit Support and MS Access Databases

finPOWER Connect requires 32-bit mode to communicate with MS Access, which is increasingly unsupported by Microsoft. We therefore recommend:

- you DO NOT run finPOWER Connect in 32-bit mode for Version 6.00.00
- you DO NOT use MS access databases with finPOWER Connect Version 6.00.00.

Microsoft is phasing out 32-bit support. The .NET 9 framework that finPOWER Connect Version 6.00.00 uses introduces Roslyn as the compiler for Scripts including Summary Pages, and HTML Widgets. This framework offers advantages over the previous framework but lacks optimisation for 32-bit applications such as MS Access.

Key MS Access and 32-bit Limitations:

1. **64-bit MS Access engines** e.g., ACE exist but do not meet the security requirements for **finPOWER Connect** and are therefore not viable.
2. **Running MS Access can lead to** random memory exhaustion associated with the Roslyn compiler and 32-bit applications.
3. **finPOWER Connect requires 32-bit mode to communicate with MS Access**, and 32-bit mode is increasingly unsupported by Microsoft.

The final 32-bit supported version of finPOWER Connect will be 4.01.03. If you must continue to use MS Access, this is the last version that we recommend you should upgrade to.

To move to Version 6.00.00 of finPOWER Connect or above you will need to move to an SQL based database. finPOWER Connect Version 6.00.00 supports SQL Express but you will need to note the limitations of this SQL environment, or MS SQL Server.